

**RUSH
WITT &
WILSON**



**12 Rookhurst Road, Bexhill-On-Sea, East Sussex TN40 2NZ
£475,000 Freehold**

A very spacious detached chalet style house, cul-de-sac location, stunning sea views from the first floor, gas central heating system, double glazed windows and doors.

The property comprises three/four bedrooms, two shower rooms, private front and rear gardens, ample off road parking, detached garage, vacant possession.

Viewing comes highly recommended by Rush Witt & Wilson, Sole Agents.



Entrance Porch

Entrance door and obscure glass window to the side elevation.

Entrance Hallway

Stairs rising to the first floor, under stairs storage cupboard, doors off to the following:

Cloakroom/WC

Obscured glass window to the side elevation, low level wc, wall mounted wash hand basin.

Living Room

23'5 x 13'6 (7.14m x 4.11m)

Bay window to the front elevation, window to the side elevation, three double radiators, fireplace.

Kitchen

12'11 x 11'3 (3.94m x 3.43m)

Window to the front elevation, fitted kitchen comprising a range of base and wall units with laminate roll edge worktops, single drainer stainless steel sink unit with mixer tap, space and plumbing for washing machine, space and plumbing for dishwasher, space for fridge/freezer, integrated oven and grill, integrated microwave oven, induction hob, tiled splashback, built in larder/meter cupboards, obscured glass door to the side elevation.

Dining Room/Bedroom Four

12'0 x 12'6 (3.66m x 3.81m)

Window to the side elevation, patio doors with views and access onto the rear garden, double radiator.

Bedroom One

15'7 x 13'0 (4.75m x 3.96m)

Windows to the rear and side elevations, double radiator, built in wardrobe cupboards, overhead storage cupboards.

Shower Room

Obscured glass window to the side elevation, walk in shower with chrome controls and chrome showerhead, pedestal wash hand basin, chrome heated towel rail, tiled walls.

First Floor**Landing**

Built in storage cupboards, doors off to the following:

Bedroom Three

15'6 x 10'5 (4.72m x 3.18m)

Windows to the rear elevation, built in storage cupboard.

Inner Hallway

Wardrobe cupboard.

Shower Room

Velux window to the side elevation, low level wc, bidet, pedestal mounted wash hand basin, half height wall tiling, wall mounted electric heater, walk in shower cubicle with electric shower controls and showerhead.

Bedroom

13'1 x 11'10 (3.99m x 3.61m)

Window to the front southerly elevation, stunning views over Bexhill towards the sea, built in storage cupboards.

Outside**Front Garden**

Mainly laid to lawn with well stocked flower and shrub beds, enclosed with fencing to all sides offering security and seclusion. Driveway for multiple vehicles, shingled areas.

Rear Garden

Mainly laid to lawn, enclosed with hedging to all sides offering privacy and seclusion.

Detached Single Garage

With up and over door to the front elevation, personal door to the side.

Agents Note

None of the services or appliances mentioned in these sale particulars have been tested.

It should also be noted that measurements quoted are given for guidance only and are approximate and should not be relied upon for any other purpose.

Council Tax Band – D

A property may be subject to restrictive covenants and a copy of the title documents are available for inspection.

If you are seeking a property for a particular use or are intending to make changes please check / take appropriate legal advice before proceeding.



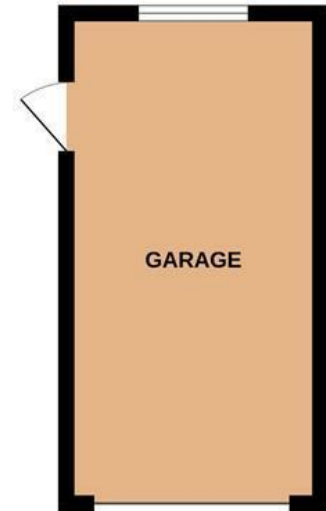
GROUND FLOOR
973 sq.ft. (90.4 sq.m.) approx.



1ST FLOOR
803 sq.ft. (74.6 sq.m.) approx.

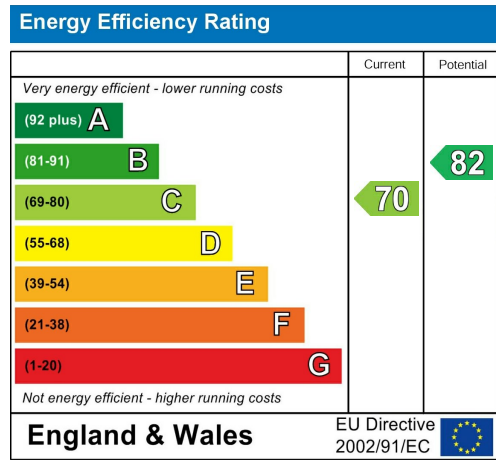
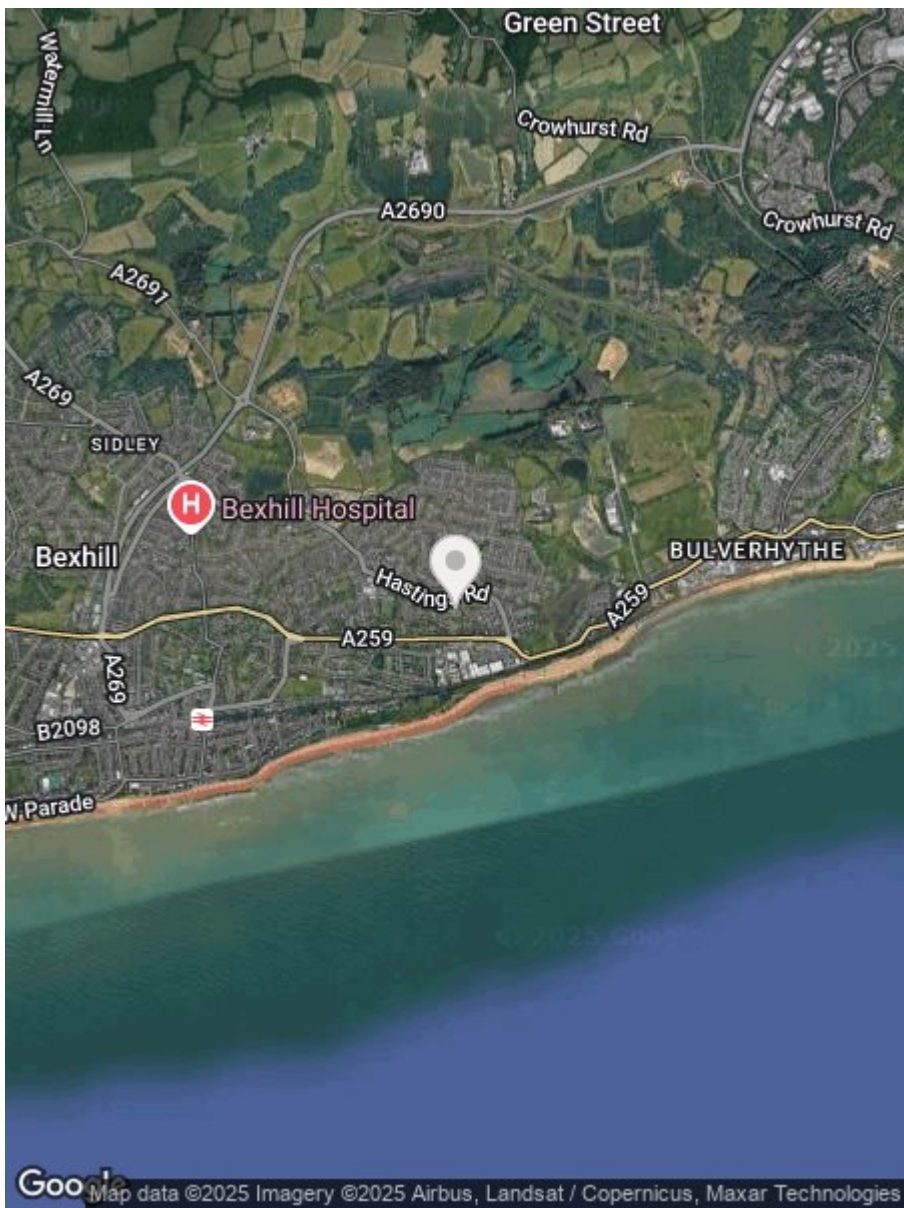


DETACHED GARAGE
163 sq.ft. (15.1 sq.m.) approx.



TOTAL FLOOR AREA : 1939 sq.ft. (180.1 sq.m.) approx.

Whilst every attempt has been made to ensure the accuracy of the floorplan contained here, measurements of doors, windows, rooms and any other items are approximate and no responsibility is taken for any error, omission or mis-statement. This plan is for illustrative purposes only and should be used as such by any prospective purchaser. The services, systems and appliances shown have not been tested and no guarantee as to their operability or efficiency can be given.
Made with Metropix ©2025



**RUSH
WITT &
WILSON**

**Residential Estate Agents
Lettings & Property Management**



**3 Devonshire Road
Bexhill-on-Sea
East Sussex
TN40 1AH
Tel: 01424 225588
bexhill@rushwittwilson.co.uk
www.rushwittwilson.co.uk**